

A wide-angle landscape photograph capturing a sunset or sunrise. The sky is filled with large, billowing clouds in shades of orange, red, and purple. A faint rainbow is visible in the distance, arching over the horizon. The foreground and middle ground consist of rolling green hills. Some hills are covered in dense green trees, while others show exposed, light-colored rock faces. The overall scene is serene and majestic.

Clima63tm



IG·DOORStm
making an entrance

■ IG Doors have one of the largest production capacities available for both new build and refurbishment projects.





We are passionate about engineering a better, more sustainable future for housing projects. Our **Clima63** thermal door range offers incredible thermal insulation, with a U-Value less than 1 W/m²K and A-Rated energy rating – all designed to meet criteria of the proposed Future Homes Standard 2025.

04 Engineered for a Sustainable Future

Features / Introduction

06 The Clima63 Range

Panelled / Cottage / Contemporary

12 Colour Collection

Classic Colours / Premium Colours

14 Frames & Performance

Frame Details / 2-Part Sill / Specification

16 Security as Standard

Secure by Design / Kinetica K4 Guarantee / Make it yours

18 Glazing & Accessories

Glazing / Handles / Letterplates / Accessories

20 Made in the UK

State-of-the-art Manufacturing / About IG Doors

22 Sustainability & Support

Sustainability / Support



63mm Insulated Door Slab

Reinforced insulated 63mm thick door slab offers thermal efficiency in a variety of styles and colours, from traditional to contemporary.

Secured by Design

The **Climax63** range boasts doors that are Secured by Design approved, a scheme dedicated to enhancing security and minimizing crime.

Building Regulations

We've ensured the **Climax63** door range complies with the latest standards and building regulations, including the Approved Documents Part L, M and Q.

Accredited for the future

The innovative **Climax63** thermal door range already meets the proposed Future Home Standard 2025 and is manufactured sustainably in the UK.

Engineered for a Sustainable Future

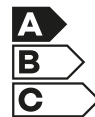
The Future Homes Standard 2025 represents a significant shift in the way new homes are built in the UK, with a strong focus on reducing carbon emissions and improving energy efficiency through a fabric-first approach.

To meet this challenge, we've incorporated innovative solutions including a unique triple seal system to our UPVC frame for incredible insulative performance. With no need for traditional steel reinforcement, our frames are 30% more thermally efficient and 100% recyclable – making them as strong as steel reinforced frames but with significant thermal and environmental benefits.

Our triple glazed units are fitted into a unique glazing cassette system with an innovative foam sealant that not only offers improved thermal performance, protection from water ingress and sound insulation, but also looks great with our Panelled, Cottage and Contemporary door collections.

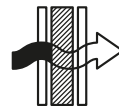
Whatever design combination you specify, there is a choice of 10 standard and 25 premium colours, as well as three frame colours: white, black and anthracite. Best of all, it's all sustainably manufactured right here in the UK.

- 1 Multipoint locking system
- 2 Insulated thermally efficient frame
- 3 Triple-glazed window cassette
- 4 63mm thick insulated slab
- 5 Kinetica K4 lock cylinder



A- Rated Energy Efficiency

Achieved through clever design & a unique triple-glazed cassette system



U-Value < 1W/m²K

Incredible thermal performance for sustainable housing projects



Made Sustainably

Designed and manufactured sustainably and responsibly in the UK




L/M/Q Approved

Already meets future building regulations and requirements

Panelled

The **Clima63** panelled door collection provides the perfect combination of traditional, elegant designs with modern thermal benefits.

With 7 triple-glazed glazing options, 7 door designs and 35 available colours, you can find the right door for any project. And with stainless steel ironmongery and unbeatable energy efficiency, our doors will help reduce consumer bills and carbon footprint without compromising on style.



Style: UV01

Black Brown
Polished Lever
Polished Letterplate



Style: UV02

Fir Green
Diamond Glazing
Polished Lever
Polished Letterplate



Style: UV04

Ruby Red
Traditional Etch Glazing
Polished Lever
Polished Letterplate



Style: UV06

Anthracite
Satin Glazing
Brushed Steel Lever



Style: UV21

Chartwell Green
Kensington Glazing
Polished Lever
Polished Letterplate



Style: UV37

Golden Oak
Black Lever
Black Letterplate



Style: UV3T

Larkspur Blue
Stippolyte Glazing
Polished Lever
Polished Letterplate

Cottage

The **Clima63 Cottage** door collection offers a unique blend of classic design and modern technology.

Combining the traditional wooden look with the latest in insulation, security and accessory features, you can achieve the perfect balance between charm and practicality. Choose from a range of pastel and muted colours to fit your aesthetic, as well as complementary hardware options for a timeless look.




Style: UV1H

Slate Grey
Bar Handle Inline 400mm
Brushed Steel Letterplate



Style: UV1J

Willow
Traditional Etch Glazing
Polished Lever



Style: UV3E

Pigeon
Traditional Etch Glazing
Black Lever
Black Letterplate



Style: UV1M

Country Green
Aurora Glazing
Polished Lever
Polished Letterplate



Style: UV1P

Jet Black
Kensington Glazing
Polished Lever
Polished Letterplate



Style: UV2T

Pearl Blackberry
Aurora Glazing
Bar Handle Inline 1200mm
Brushed Steel Letterplate



Style: UV3X

Zinc Yellow
Satin Glazing
Black Lever
Black Letterplate

Contemporary

The **Clima63** Contemporary door collection is a great choice for the modern developer looking to add an elegant touch to any home or building.

With seven different styles and sleek finishes available, you can customize the door to perfectly complement any modern architectural style. Add bold colours from our premium colour collection and simple glazing options for a truly unique look that will stand out in any setting.




Style: UV2L

Tideway
Bar Handle Inline 1800mm
Brushed Steel Letterplate



Style: UV2M

Pure Orange
Aurora Glazing
Bar Handle Inline 1200mm
Brushed Steel Letterplate



Style: UV2S

Desert Sand
Kensington Glazing
Bar Handle Inline 400mm
Brushed Steel Letterplate



Style: UV3G

Pastel Violet
Traditional Etch Glazing
Black Lever




Style: UV09

Pale Green
Bar Handle Inline 1800mm
Brushed Steel Letterplate



Style: UV11

Steel Blue
Kensington Glazing
Polished Lever



Style: UV18

Silver Grey
Traditional Etch Glazing
Bar Handle Inline 600mm
Brushed Steel Letterplate

A Stylish Welcome in 35 Colours

Welcome guests to your home with a stylish first impression, thanks to the IG Doors Colour Collection.

With 35 shades to choose from, you're sure to find something that suits your project's style – be it calming pastel hues, cool greys for a modern look, or bright sunny shades for maximum impact. Complete the look with white, black or grey door frames and stainless steel hardware – and create a unique personality for your housing project.







10 Classic Colours

A curated set of 10 classic colours, incorporating some of our most popular door tones are included as standard on our panelled, cottage and contemporary collections. Modern designs can be given a sleek crisp look with anthracite grey, whilst more traditional doors can complement classic properties with tideway blue.

25 Premium Colours

No matter what your project needs, our comprehensive range of 25 premium colours offer something to suit every style. Choose from classic heritage shades like chartwell green or stone quarry, or opt for something bolder with pure orange or zinc yellow – the perfect way to add a touch of personality to any door installation.





Classic Colours





Frame Details

Clima63 doors come with four frame designs to choose from, offering a perfect combination of style and thermal efficiency. Plus, frames come in three different colours* – white, anthracite and black – so you can find the perfect match for your project. **Frame sizes offered below allow Part M regulations to be achieved offering a clear opening of either 820mm (using a 1002 frame) or 850mm (using a 1032 frame).**

					
		Single	Fanlight	Single - Direct Glazed	Double - Direct Glazed
SIZE	Width (mm)	1002 (min) / 1032 (max)	1002 (min) / 1032 (max)	1350 (min) / 1460 / 1800 (max)	1500 (min) / 1700 / 2000 / 2100 (max)
	Height (mm)	2000 (min) / 2097 (max)	2325 (min) / 2500 (max)	2000 (min) / 2097 (max)	2000 (min) / 2097 (max)

*Other sizes available on request.

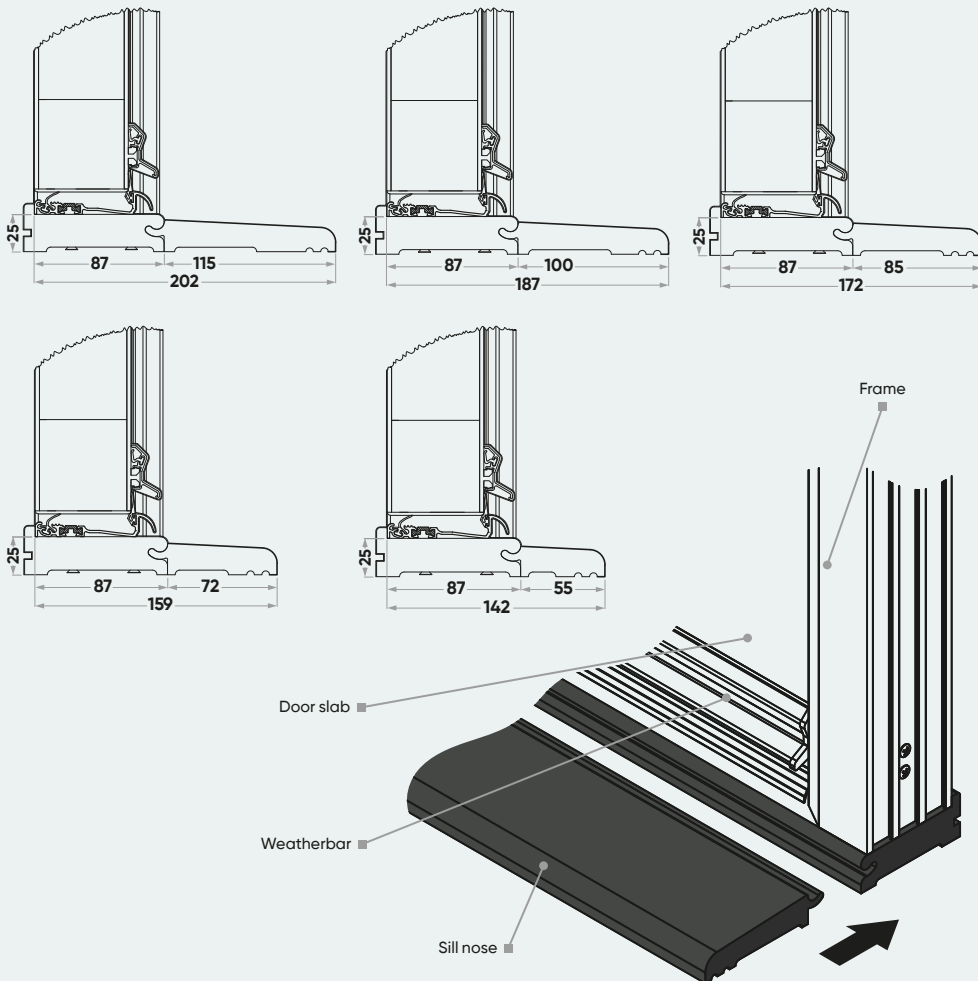
		Door opening inwards		Door opening outwards	
FRAME COLOURS	White (outer)	White (inner)	•	•	
	Black (outer)	White (inner)	•		
	Anthracite (outer)	White (inner)	•		



2-Part Sill

Our two-part synthetic door sill offers advantages in both storage and transport as well as damage reduction.

The nose can be easily fitted during installation or at the end of the build process, minimizing the risk of damage. Additionally, there are 5 different nose sizes available to accommodate varying construction details, all supplied in a black finish. Furthermore, any damage to the sill does not require replacing the whole frame as is the case with a traditional one-piece sill.



Specification

Door profile

Internal and external skins	GRP 2.75mm
Internal Construction	CFC-Free Polyurethane Foam core
Door leaf thickness	63 mm
Stiles	LVL/PVC capped subframe

Door frame

Material	PVC & RCM
Sealing system	Triple seal thermal break
Threshold	Aluminium with thermal break
Sill	2 Part Synthetic Sill

Performance Characteristics

Operating forces	Up to Class 2
Mechanical strength	Up to Class 2
Air permeability	Up to Class 4
Water tightness	Up to Class 4A
Resistance to wind	Up to Class C2/A3
Impact resistance	PAS 24:2022
Thermal insulation	Up to 0.97 W/(m²K)
Acoustic insulation	Up to 30 dB

Security as standard

Clima63 doorsets have met the rigorous standards of Secured by Design certification, a UK police initiative aimed at enhancing building security and reducing crime. These doors have been extensively tested against various forms of attack, including drilling, picking, and crowbar assaults.

Extruded insulated thermal frame

Our frames are made with an extruded insulated thermal reinforcement, providing the strength of steel reinforced frames and 30% more thermal efficiency for added protection and security from the elements.

High-security multipoint locking system

Clima63 doors have multiple locking points including deadbolts, hooks, and shootbolts, to evenly distribute force during a break-in attempt. We offer standard lift lever locks or autofire/slam locks.

Kinetica 3-star cylinder

Kinetica+ K4 cylinders are extremely secure, with patented safety features and a 3-star Kitemark rating. They are accredited by Secured by Design and come with a £4,000 Anti-Burglary Guarantee*.

Unique letterplate design

The TS008 stainless steel letterplate is slim and stylish while meeting industry standards including TS008:2015, Approved Document Q, and PAS 24:2016. It has a restricted opening to prevent key fishing and lock manipulation, with no external fixing, for a secure and discreet solution.



Make it yours

The range offers complete personalization to match your home's unique style. Choose from 35 colours and a selection of lever and bar handles, letterplates, numerals, viewers, and knockers in polished stainless steel, brushed stainless steel, gold, and granite finishes to create a truly bespoke look.



Subtle & bold glazing options

Our triple glazed units are fitted into a unique glazing cassette system with an innovative foam sealant that not only offers improved thermal performance, protection from water ingress and sound insulation.



Bar & lever handles

Customize your door's appearance with our selection of bar handles and lever options. Choose from brushed stainless steel bar handles or lever handles in polished stainless steel, brushed stainless steel, gold, black and granite finishes.



Hardware & accessories

Enhance the style and functionality of your **Clima63** door with our range of optional accessories, including eye viewers, numerals, chains, and knockers in various finishes.



Frames & doors full of colour

Choose from 35 shades to match your project's style, whether it's calming pastels, modern greys, or bold sunny hues. Complement it with white, black, or grey door frames to complete the look.



Glazing & Accessories

Our glazing and accessory range offers the perfect way to personalise your new **Clima63** door.

With thousands of combinations available, you can choose from a wide selection of beautiful triple glazed glass styles that will make your door stand out. Plus, choose between bar or lever handles finished in stainless steel, as well as chains, eye-viewers, knockers and numerals to complete the look.



Traditional Etch



Kensington



Classic Diamonds



Aurora



Stippolyte



Satin

*Clear glazing and other options available on request.

Bar Handles



- In-line style
- Sizes: 400mm / 600mm / 1200mm / 1800mm
- Brushed stainless steel

Levers



- DDA approved
- Stainless steel sprung lever handles
- Black / Brushed / Polished / Gold / Granite

Letter Plates



- TS008 accredited
- Conforms to PAS 24: 2016 and approved Document Q
- Black / Brushed / Polished / Gold / Granite

3D Hinge



- True 3D Adjustment for accurate fitting
- Endurance tested in excess of 50,000 cycles
- BS EN 1670:2007 Grade 4 Corrosion Resistance

Cylinders



- Key-Key or Key-Thumbturn
- BS EN 1303 Grade 6 with over 100,000 key combinations
- Brushed / Polished / Gold

Other Accessories





































- Knockers, numerals, viewers and chains
- Black / Brushed / Polished / Gold / Granite

Panelled

Cottage

Contemporary

																						
		UV01	UV02	UV04	UV06	UV21	UV37	UV3T	UV1H	UV1J	UV3E	UV1M	UV1P	UV2T	UV3X	UV09	UV11	UV18	UV2L	UV2M	UV2S	UV3G
GLASS	 U-Value	0.82	0.86	0.97	0.93	0.90	0.82	0.90	0.80	0.93	0.84	0.84	0.90	0.84	0.90	0.80	0.93	0.88	0.80	0.93	0.88	0.93
	 Classic Diamonds		•	•	•					•		•					•	•		•	•	•
	 Traditional Etch		•	•	•					•	•	•		•			•	•			•	•
	 Kensington		•	•	•	•				•	•	•	•	•			•	•		•	•	•
	 Aurora										•	•		•					•			
	 Clear		•	•	•	•		•		•	•	•	•	•	•		•	•		•	•	•
	 Satin		•	•	•	•		•		•	•	•	•	•	•		•	•		•	•	•
	 Stippolyte		•	•	•	•		•		•	•	•	•	•	•		•	•		•	•	•
HANDLES	 Bar Handle 400mm / 600mm / 1200mm / 1800mm								•		•	•		•		•		•	•	•	•	
	 Internal Lever on rose Face mounted rose								•		•	•		•		•		•	•	•	•	
	 Lever/lever	•	•	•	•	•	•	•	•	•	•	•	•	•	•	•	•	•	•	•	•	•
LOCKS	 Standard Lift Lever	•	•	•	•	•	•	•	•	•	•	•	•	•	•	•	•	•	•	•	•	•
	 Auto Fire/Slam lock	•	•	•	•	•	•	•	•	•	•	•	•	•	•	•	•	•	•	•	•	•



State-of-the-art manufacture in the UK

Welcome to our brand new state-of-the-art door manufacturing facility, boasting the latest sustainable manufacturing techniques.

With R&D testing, manufacture and support all under one very large roof, IG Doors has the most advanced door manufacturing facility in the UK. Our new factory creates door sets from slab to finished product, with all stages of production contained on a 1km production line. This is overseen by a dedicated production team with over 300 years of experience between them.

As a supplier to the New Build and Social Housing Refurbishment sectors for over 40 years, IG Doors has the resources, flexibility and organisational structure to cope with the requirements of major National House Builders and Developers, Local Authorities and Social Housing Landlords. This ensures our door range is not only manufactured to the highest levels of quality but also delivered on-time to your project.



Made in Britain

Designed & manufactured in-house at our state-of-the-art facility in Wales, UK



40 years of experience

Supplying new build and social housing refurbishments



Secured by Design

Thoroughly tested to meet relevant Police preferred specifications



Dedicated support

From a knowledgeable & experienced team, based in the UK

Sustainable & Future Focused

At IG Doors, we are committed to reducing our carbon footprint and ensuring a cleaner planet for generations to come.

As a registered member of SWS, an approved packaging waste compliance scheme, and a PEFC registered company dedicated to promoting sustainable forest management, we take our environmental responsibilities seriously.

Our commitment to sustainability is reflected in our adherence to ISO 9001 and 14001 standards and our use of certified sustainably sourced timber. We are constantly looking for new ways to reduce our impact on the environment, including the installation of solar panels and tapping into local wind turbines.

We are proud to announce that we have set a target of achieving carbon neutrality by 2030, without the need for carbon offsetting. At IG Doors, we believe that taking these steps towards a cleaner, more sustainable future is not only a responsibility but also an opportunity to innovate and lead by example.




ClimatePartner
certified company
climate-id.com/1UDZT8



ISO 50001 Certification

Commitment to continual improvement in energy management



Green Energy

Projects underway to install solar panels and tap into local wind turbines



PEFC Registered

Promoting sustainable forest management to ensure timber products are produced to the highest standard



Member of SWS

Registered member of SWS, an approved packaging waste compliance scheme



Support for Years to come

We are committed to providing you with complete peace of mind when you choose a Clima63 door for your property.

Our priority is to ensure that you receive the highest level of service and care for your door, so that you can enjoy your **Clima63** doors without any worries for many years to come.

Our team of fully trained technical engineers take great pride in every door-set produced in our factory and are trusted to guarantee that nothing leaves our premises without meeting strict quality criteria and undergoing thorough testing. In the unlikely event that you encounter a problem, you can rest assured that our customer care team and insurance-backed comprehensive guarantee will provide you with the necessary support.

With our resources, flexibility and organisational structure, we are well equipped to meet the requirements of major national house builders, developers, local authorities and social housing landlords. Our dedicated customer care team is always available to assist you with whatever you need.



National Support

Nationwide support with a dedicated after-sales service team



Experience Technicians

Ensuring all of our doors are built to the highest quality standards



Guaranteed

Have peace of mind with a comprehensive insurance-backed guarantee



Customer Care

From the moment you engage with our team, during your project and afterwards



IG • DOORS™
making an entrance



Clima63™



T: 01332 412002
E: enquiries@tpltrade.co.uk

