




Aluminium Doors, Windows & Roof Lights from  **ALUNET**
SYSTEMS



Introducing Aluna...

Versatile aluminium systems with stunning frames and incredible sightlines.

The beautifully sculptured products are distinctive in their design using the highest quality materials and expert manufacturing.

Bringing ultra-modern designs and technically advanced systems to the world of doors and windows, using aluminium to provide the best solutions in every home.

ALUNA is a new collection of products brought to you by Alunet Systems, incorporating their expertise and knowledge into a range of products unbeaten on quality.

- ❑ ALUNA Bifold
- ❑ ALUNA French Door
- ❑ ALUNA Sliding Door
- ❑ ALUNA Entrance Door
- ❑ ALUNA Window
- ❑ ALUNA Flat Roof Light

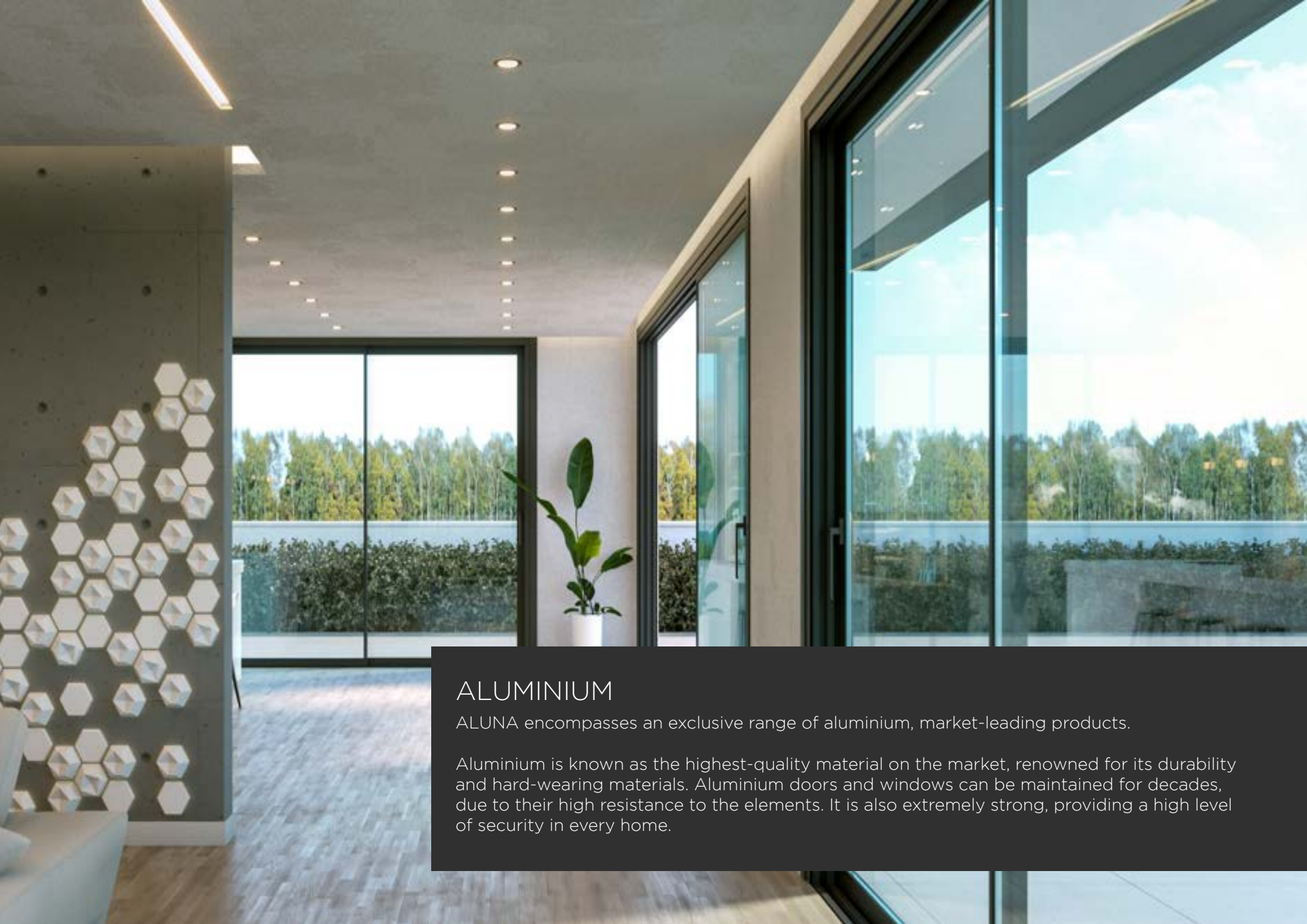


Sleek

Strong

Secure

Aluminium systems designed to a high specification; thermally efficient, durable, safe and secure, all without compromising style.



ALUMINIUM

ALUNA encompasses an exclusive range of aluminium, market-leading products.

Aluminium is known as the highest-quality material on the market, renowned for its durability and hard-wearing materials. Aluminium doors and windows can be maintained for decades, due to their high resistance to the elements. It is also extremely strong, providing a high level of security in every home.



ALUNA BIFOLD

One system that does it all

The slim profile sections of the Aluna Bifold minimise the visible framework and maximise the glass area, with super-slim sightlines from just 107mm. Offering one of the largest sash sizes available, Alunet Systems offers customers dimensions of up to 1200mm wide and 3000mm high per pane.

Enjoy silky smooth opening and closing operation due to engineering-grade hardware. Ideal to open up your space to the outdoors and create a visually stunning addition to your property. The doors also offer excellent thermal performance with U-values as low as 1.1 U/m²K with triple glazing, and 1.4 U/m²K with double glazing, plus high security to PAS24:2022 standards.

The Aluna Bifold system is endlessly versatile, suitable for projects requiring bifolding doors and windows, single doors and French doors.

- ❑ A slimline system used for single doors, French doors and bifolding doors and windows
- ❑ Engineering-grade hardware for silky smooth operation
- ❑ Market-leading maximum sash sizes and minimal sightlines
- ❑ Thermally broken system for maximum thermal efficiency
- ❑ Manufactured with up to 7 leaves each way (14 in total)
- ❑ Fitter-friendly & quick installation
- ❑ Clip-in bead option available

All sashes with the bifolding system are available in 2 profile designs: square and textured square*. Choose square for a classic look or textured square for a more contemporary alternative.

The ALUNA bifold system has been designed with ease of installation in mind. The system offers an optional adjustable jamb feature for maximum adjustability of +/- 4mm either side during installation, and is easily adjustable with an allen key.

New to the bifold system is our 90 degree door restrictor, preventing the door from opening more than 90 degrees. Easy to install, the arm can also be easily detached for full opening of the door.

*Textured square only available in 7016 anthracite grey

Whether it's a single door, French door, bifolding door or window, they can all be fabricated from the same ALUNA Bifold system. It's so versatile that it can cater to projects that require shaped frames, fixed frames, sidelights, astragal bars, blinds in glass, and can even be used as an entrance door with optional panel inserts.

All ALUNA Bifold products can be finished in several glazing options to create a style to suit any property including:

- Double & triple glazing
- Integral blinds
- Heritage look astragal bars & transoms
- Solid panel inserts



**ULTRA
SLIM**
SIGHTLINES

PAS24
COMPLIANT

**10
YEAR**
GUARANTEE

1.1
U-VALUE
TRIPLE GLAZED



ALUNA FRENCH DOOR

Modern simplicity with traditional elegance

Aluminium French doors are an excellent access solution for areas where there is limited space, while accommodating modern glazing. Ideal for when access is required from multiple points of a property, these doors serve as great entry points at the rear of a house.

Benefitting from the sleek design of the ALUNA Bifold system, these doors can be customised with a large variety of hardware & colour options to find the perfect style for any home. Add astragal bars to achieve the popular heritage look or choose blinds in glass for added privacy in the home.

The ALUNA French range remains a popular choice for many homeowners due to its ease of installation and smooth opening and closing operation. The perfect & simple solution for entranceways that increases natural light in the home and offer a sleek, contemporary aesthetic.

- ❑ Designed for both internal and external access
- ❑ Manufactured using the ALUNA Bifold system
- ❑ Wide variety of hardware & colour options to suit any style
- ❑ Elegant opening and closing operation
- ❑ PAS24:2022 certified

ALUNA GLAZED DOOR


Bringing light to smaller spaces

The ALUNA Glazed Door is the perfect solution for smaller spaces that lack natural light. In spaces with little room for patio or bifolding solutions, the single door floods a room with natural light, creating a bright and airy living space, thanks to its large glazed panel.

Choose fully glazed to let in the light or the satin glass for more privacy. Aluminium panels are also available for entrance door applications.

Designed using the versatile ALUNA Bifold system, the single door benefits from simple operation. With multiple glazing options and colour choices available, a perfect match can be made to your home with the ALUNA Glazed Door.

- ❑ Designed for both internal and external access
- ❑ Wide variety of hardware & colour options to suit any style
- ❑ PAS24:2022 Certified



1.4
U-VALUE

PAS24
COMPLIANT

10
YEAR
GUARANTEE

ALULOCK

LOCK, KEEP AND HANDLE

The ultimate security kit for ALUNA Bifolds, French Doors & Single Doors.

ALULOCK security kit combines a euro profile cylinder as standard, with the option to upgrade to the Ultion 3-star barrel, with the Brisant Sweet Handle and an exclusively designed Duplex Double-Hook Lock, providing a solid 6-point locking system for additional security.

THE SWEET HANDLES

Safe, Stylish & Durable

The Ultion Sweet Handles are a popular upgrade due to their impressive durability as part of the ultimate security kit. These are resistant to gripping tools designed to snap off handles during break ins.

Carrying multiple coatings of brass and nickel to ensure robust performance, these handles come with a 10-year anti-corrosion guarantee for peace of mind.



Available in a range of colours including: black, white, grey, chrome, stainless steel, gold and rose gold.

STAINLESS STEEL HANDLE

316 Marine Grade Stainless Steel


The stainless steel handle upgrade has been designed by experts for enhanced performance and durability, creating one of the highest-quality door handles on the market.



The suited handle is made from 316 marine grade stainless steel, as apposed to the industry-leading 304, equipping it with competitive long-term resistance to corrosion.

Thresholds

The ALUNA Bifold, French Door & Single Door can all be designed with the following threshold options:



Standard threshold

A 55mm threshold that acts as a full weather break.



Low threshold

A 20mm threshold for a seamless look.



Low threshold with rebate

A 20mm rebate attached to a low threshold.



Low threshold with ramps

Ideal for homes that need additional accessibility.



NEW Integrated cill

Provides full weather rating and maximises the overall sash height.

Universal aluminium cills

Compatible with most systems, directing water away from brickwork (available as 90mm, 150mm, 190mm & 230mm).



ALUNA SLIDER

Perfect soft closing technology with uninterrupted views

Aluminium sliding doors create a visually stunning addition to your home and can add huge value to the property.

The ALUNA Slider System is an ultra-modern, super-slim sliding patio door solution with double and triple track options with the choice of inline slider or lift & slide.

Engineering-grade hardware allows for silky smooth operation, with the use of narrow profiles. Designed with bottom rails of 42mm and 34mm wide, the system provides expanses of stunning unobstructed views.

A wide variety of configurations are achievable, including a fixed sash and up to 4 panes, as either inline sliding or lift and slide doors.

What's more, all our doors are rigorously tested to European safety standards and powder coated to Qualicoat's specifications, for complete peace of mind.

- ❑ Market-leading sash sizes of up to 2.5m x 2.7m per sash
- ❑ Minimal, super-slim interlock sightlines of just 25mm or 50mm
- ❑ Double and triple track options available
- ❑ Inline slider as standard with the option of lift and slide
- ❑ Wide variety of configurations achievable
- ❑ Maximum weatherproofing and security

ALUNA Sliders perfectly frame and enhance an outdoor view while creating a light and bright indoor space in your home. The design transforms entire walls into expanses of secure glass, providing the increased freedom of accessibility while creating a seamless connection between the interior and the outdoors.

The system is designed for large opening sizes, with market-leading sash sizes achievable of up to 2.5m x 2.7m per pane. Paired with a super-slim interlock of just 25mm or 50mm gives maximum vision and uninterrupted views.

There is a perfect solution for every project with the ALUNA sliding door system. Choose from a wide variety of configurations, depending on the number of panes required, and which panes are sliding or fixed.

The sliding doors also offer excellent thermal performance - with U-values as low as 1.4 U/m²K; effective noise reduction; and high security to PAS24:2022 standards.

The system has been designed to accommodate double and triple glazed units and blinds in glass. Innovative engineering allows for vast expanses of glass to create an impressive visual impact.

ALUNA's market-leading 25mm and 50mm super-slim, one piece interlocks are easy to fabricate with no need for end caps. Made of robust aluminium, the interlocks can be used with the inline slider, no matter the size of the door.

Special features of the ALUNA Sliding Door:

- Trickle vents can be added
- Multi-locking mechanism
- Stainless steel lamina on rail profiles for smooth sliding
- Plastic rail cover (PVC) for thermal insulation and water protection
- Rubber tubular gaskets (EPDM) providing an absolute seal
- Two levels of channelling water for improved drainage

1.4
U-VALUE

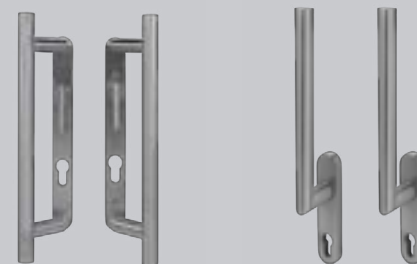
**ULTRA
SLIM**
SIGHTLINES

PAS24
COMPLIANT

**10
YEAR**
GUARANTEE

Hardware

The super-slim Aluna Slider comes with a range of sleek, complementary hardware available in a variety of colours.



Combined with a high-security multipoint locking system, the Slider is equipped to keep properties safe and secure.

Universal Aluminium Cills

The Aluna Slider is also available with a range of universal aluminium cills that direct water away from the brickwork while also offering an additional design element to the door's aesthetics.

Our aluminium cills are more robust than uPVC and come in sizes of 90mm, 150mm, 190mm & 230mm.

Available in our stock colours for a sleek finish, with the option of powder coating in any RAL colour for the ultimate match.

ESS47 Hybrid

ALUNA ENTRANCE DOOR

Premium doors with endless customisation options

ALUNA Entrance Doors boast a multitude of functional and aesthetic benefits that make it a stand-out choice for the modern home.

The ALUNA Entrance Doors are comprised of the Primo and Cielo ranges, and are available in a wide range of styles and configurations, with endless customisation options.

Flush, simple and elegant, the combination of the aluminium profile and foam insulation provides the ideal solution for maximising the security and thermal efficiency for the home.

Benefitting from high security multi-point hook locks and reinforced roller hinges, the ALUNA Entrance door offers a wealth of security features that make it one of the market leaders for performance.

- Endless customisation options to choose from
- Designed to maximise security and thermal efficiency
- Premium quality entrance doors manufactured with top-quality materials
- Choice of two door range styles: The Primo & Cielo range
- Made-to-measure to suit exact size and style specifications
- Featuring high-quality thermal foam insulation, the doors boast outstanding U-values as low as 0.68 W/m²K





From the ALUNA Entrance Door range, the Primo style is a high-quality, made-to-measure aluminium door that can be fully customised in a range of design and colour options.

Offering a sleek and flawless entrance to every home, the design boasts a flush door panel combined with a range of design options, from unique colours and glazing, to additional side and top lights. Powder coating is available in 10 contemporary colour combinations as two-tone or identical finish on both sides.

With effective thermal values as low as $0.8W/m^2K$, the doors are made-to-measure, with special sizes up to 2500mm high available upon request. Manufactured with the highest standards of security, including PAS24:2022 certification combined with a range of stainless steel hardware.

Upgrade your home by choosing a smarthome motor lock for additional security and ease of access with the range of access control systems available.





The Cielo range of ALUNA Entrance Doors encompasses flush & non-flush options, both available in a range of standard size options to suit a variety of openings.

Designed with flexibility in mind, the Cielo style of door is complete with a range of colour, lock and accessory options, as well as optional top & side lights. Fully customisable to be configured and styled through a selection of standard sizing options up to 1100mm x 2200mm maximum, design freedom is what defines the Cielo range.

From stainless steel pull bar handles to lever handles, there is a wide variety of high-quality door furniture combinations to create the perfect finish for your door. With the stunning design options and excellent thermal efficiency, with U-values as low as 0.68 W/m²K, this style of door combines all the best features for a market-leading door.

Benefitting from the Winkhaus multi-point hook locking as standard, the door is packed with features and accessories for ultimate security in any home. There is also the option to upgrade to an electronic lock with fingerprint reader GU SECURE connect, to ensure your home is as protected as possible.

ALUNA WINDOW

Class-leading, versatile design for stunning openings

The ALUNA Window range offers a versatile design that caters to the aesthetics and insulation requirements of today's residential properties.

The elegant, contemporary designs perfectly complement our ALUNA systems, bringing you a cohesive range of products to complement one another. With our powder coated colour options, you can also match the colour of your aluminium frames with your other ALUNA systems.

The unique flush frame and sash designs of the ALUNA Windows provide amazing sightlines for the home, maximising the views and transforming them into a focal point of the property.

Simple and easy to install with a 10-year guarantee, ALUNA Windows are one of the top choices for homeowners and installers alike. On top of this, our windows are super energy-efficient, provided A-rated as standard, with double and triple glazing options available.

Enjoy the long lasting benefits provided by aluminium windows due to their strength, durability and smooth operating components. Benefitting from quality, UK Manufacturing, ALUNA Windows boast the very best materials on the market.

ALUNA Windows are available in a full range of styles and configurations, colours, glazing types and hardware options, providing the freedom to design the perfect aluminium windows for any project.

Our range of PAS24:2022 accredited aluminium windows boast a range of security features, from multi-point locking, to engineering-grade hardware.

Using the most up-to-date window system on the market, our aluminium windows are made to order, with multiple customisation options available to suit your bespoke style and taste.


Hardware

The ALUNA Window comes with two styles of handles to choose from, combining high security with luxurious style.



The Mila handle is available in gold, chrome, satin, white & black.

- ❑ Flush frame and sash gives amazing sightlines
- ❑ Document L compliant with all current regulations
- ❑ Choice of 5 frame and handle colours
- ❑ PAS24:2022 compliant
- ❑ Designed to complement other ALUNA products



1.4
U-VALUE

PAS24
COMPLIANT

10
YEAR
GUARANTEE

ALUNA FLAT ROOF LIGHT

Ultra-modern lighting solution for contemporary roofing systems

The perfect finishing touch to a new extension, such as a kitchen-diner, creating a stylish, light and airy space using the ALUNA Flat Roof Light. An ideal solution when replacing an existing roof lantern, the Flat Roof Light creates a flush and sleek aesthetic for both the interior and exterior of the property.

The aluminium framing is available in our powder coated mill finish of Black or Anthracite Grey, both popular favourites for many homeowners. The discreet finish ensures that only glass and a small shadow line is seen when the roof light is viewed from above, maximising the sky view.

Manufactured using the highest-quality aluminium profile, these watertight roof lights are precision engineered to be more thermally efficient than standard aluminium roof systems while providing stunning aesthetics.

Our ALUNA Flat Roof Lights are built to last and come with our 10-year guarantee as standard.

With multiple standard sizes to choose from, ALUNA will bring you the ideal flat roof light for your property. Choose from three options of widths paired with three options of heights to find your perfect solution.

- Widths of 500mm, 750mm or 1000mm.
- Heights of 1000mm, 1500mm or 2000mm.

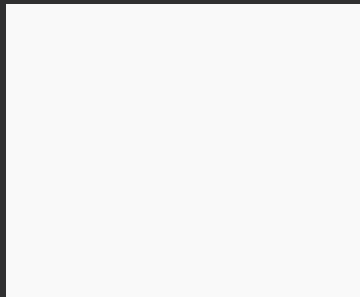
- ☐ Installer friendly
- ☐ Powder coated mill finish for extreme durability
- ☐ Thermal break technology for home comfort
- ☐ Double glazing as standard






Colours


The standard colours in stock are Grey 7016 (Matte), Black (Matte), White 9016 (Gloss), Grey 7016 (Matte) on White 9016 (Gloss) and Black 9005 (Matte) on White 9016 (Gloss).




White
RAL9016



Anthracite Grey
RAL7016



Black
RAL9005



Bespoke RAL
Colour



Grey Out/
White In



Black Out/
White In

All of our products are available in these colours as standard,
and bespoke RAL colours upon request.

Please note the Aluna Flat Roof Light is only available in Black 9005 (Matte) and Grey 7016 (Matte).



Brought to you by



T: 01332 412002

enquiries@tpltrade.co.uk

www.tpltrade.co.uk

