



Frameless Glass Lightwell

Lead time 12-14 days

This is a unique flat Rooflight system that is ultra slim and aesthetically pleasing. It's contemporary style suits both a modern and period building to achieve a great look wherever it is situated. Performance of our Rooflight is industry leading in U values and weather durability which has been tested to make sure the product surpasses all current regulations and will stand the test of time. All our Rooflights are pitched at 5 degrees as an industry standard to ensure minimal pooling on the Rooflight. We only use top specification glass structurally calculated by our glass engineers to ensure safety and longevity of our products.

All components used in the manufacture and installation are all designed and made in Britain. The overall U value of the Rooflight is 1.6 using a double glazed unit of 1.0. All of our Rooflights are hand made by highly trained staff who implement strict manufacturing guidelines and quality control to make sure the first is as good as the last.



Product Details

- Thermally broken comprising of 2 x 27mm polyamide inserts
- Finished in a tough and long lasting polyester powdercoated paint
- 48mm overhang for a better weather tight seal
- Ral colour 7015m / 7016m / 9005m
- Extruded frame can accommodate from 20mm dgu to 44mm dgu plus walk-on glass
- Glass from 1.0 U value to 0.2
- Glass spec is subject to size

Standard Sizes

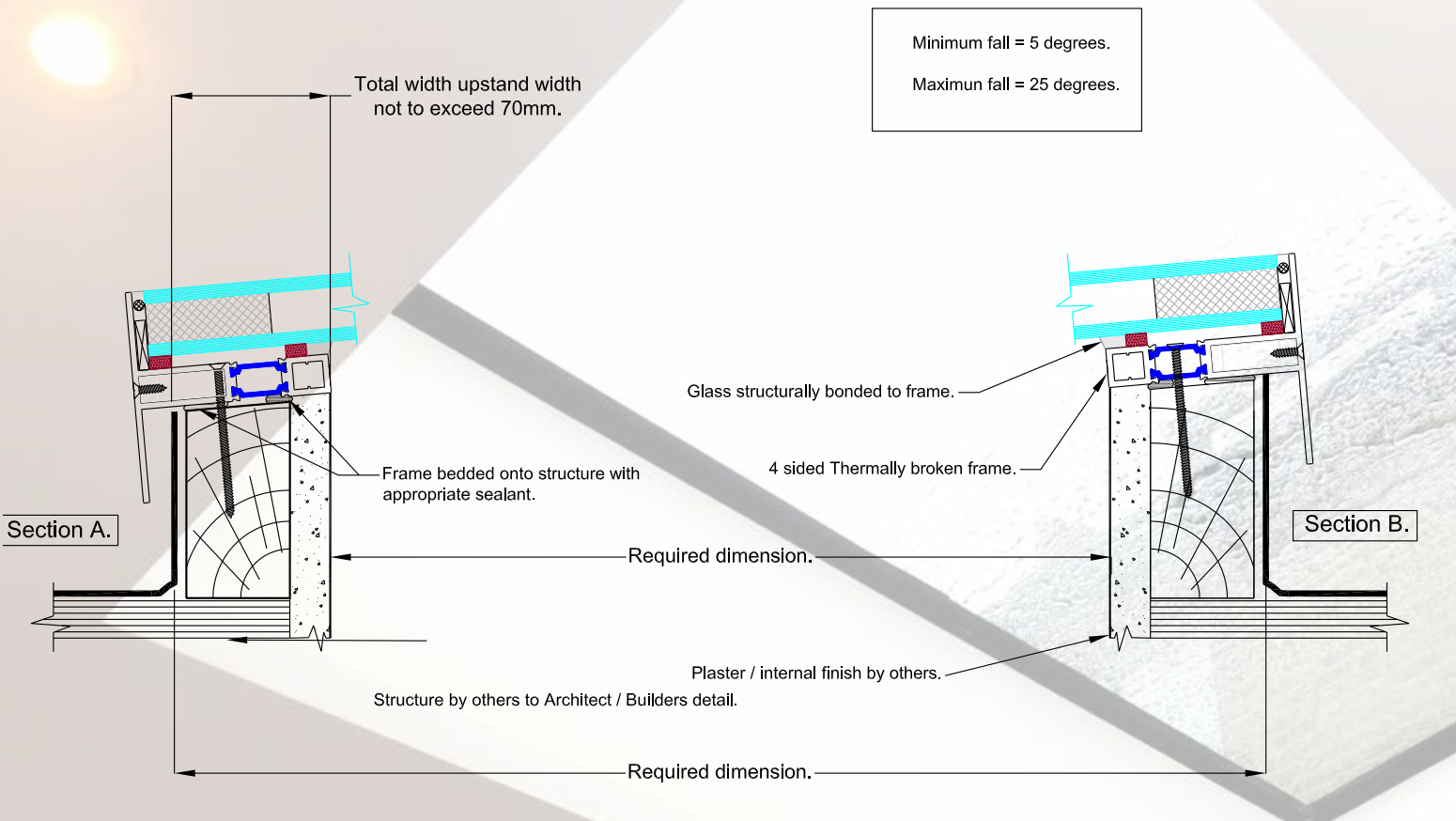
(External manufacturing sizes)

1000mm x 1000mm
 1200mm x 1200mm
 1500mm x 1500mm
 1700mm x 1700mm
 2000mm x 2000mm

1000mm x 1500mm
 1000mm x 2000mm
 1000mm x 2500mm
 1000mm x 3000mm

Bespoke sizes also available

Minimum size: 500mm x 500mm
 Maximum size (in one piece): 3000mm x 1700mm





Glass Specification

- ✓ Active Neutral Glass
- ✓ Structural Grade Sealed Double Glazed Unit
- ✓ Black Thermal Spacer Bar
- ✓ Argon Gas Filled
- ✓ Soft Coat
- ✓ Dow 3362 Structural
- ✓ Toughened
- ✓ Polished
- ✓ Arrised Edges



Frameless Roof Lantern & Pyramid

Lead time 12-14 days

The Ultra-modern Pyramid is one of the slimmest designs on the market today, providing more light transmittance than any other pyramid on the market. Traditionally, other companies use bars which makes them bulky and obtrusive and U values are also effected making ours more efficient and aesthetically pleasing. Consisting of glass to glass joins with thermal foam barrier using a glass of just 1.0 U value the product will keep you warm even in the harshest of conditions.

- Thermally broken comprising of 2 x 32mm polyamide inserts
- Finished in a tough and long lasting polyester powdercoated paint
- 23mm overhang for a better weather tight seal
- Ral colour 7015m / 7016m / 9005m only
- Glass from 1.0 U value to 0.2
- Glass spec is 4 / 22 / 4 heat soaked toughened glass
- Solar reflective self cleaning glass
- Ultra-Slim frame
- Sleek glass to glass joins



Glass Specification

- ✓ Active Neutral Glass
- ✓ Structural Grade Sealed Double Glazed Unit
- ✓ Black Thermal Spacer Bar
- ✓ Argon Gas Filled
- ✓ Soft Coat
- ✓ Dow 3362 Structural
- ✓ Toughened
- ✓ Polished
- ✓ Arrised Edges

Standard Sizes

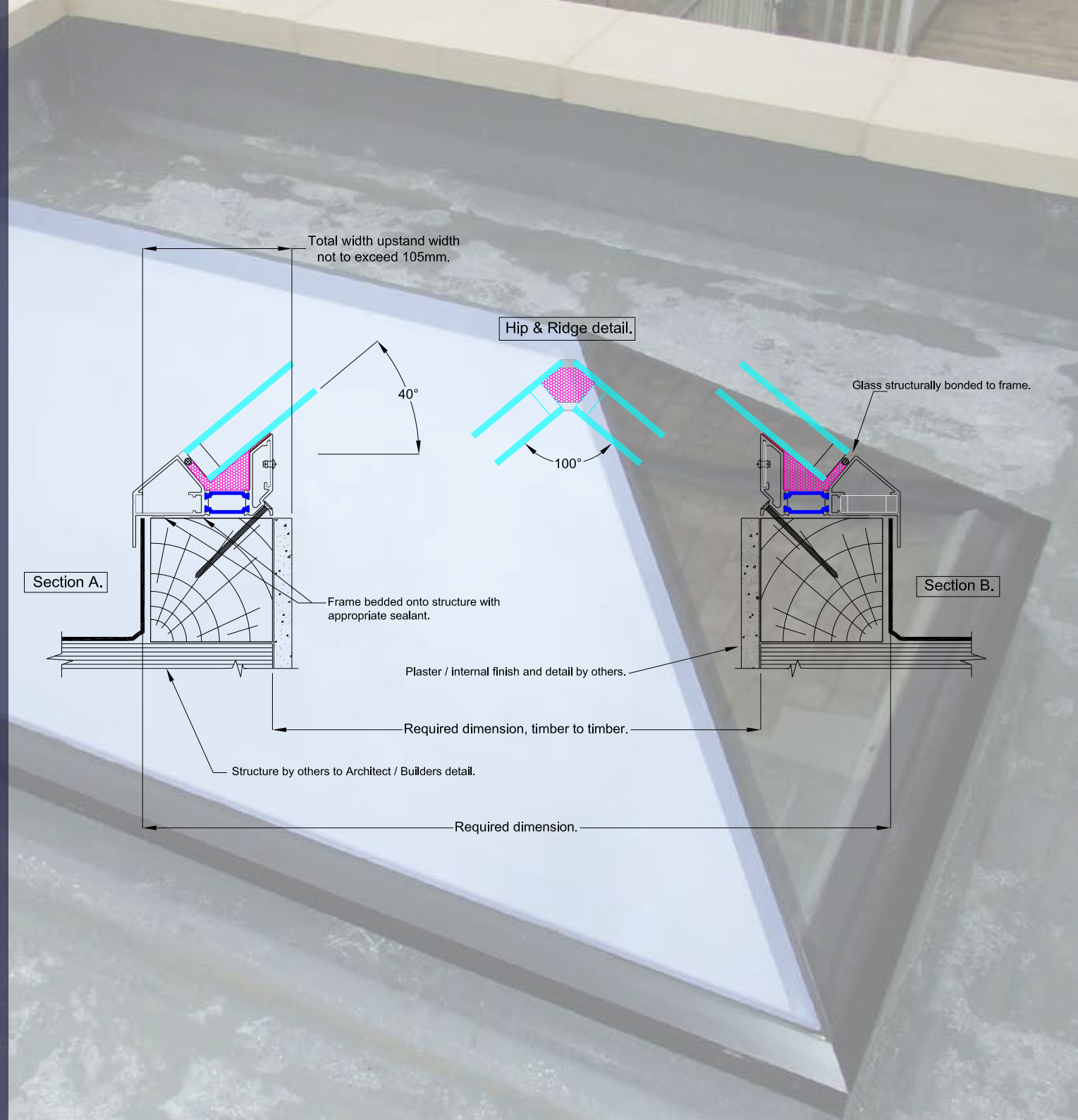
(External manufacturing sizes)

- 1000mm x 1000mm
- 1200mm x 1200mm
- 1500mm x 1500mm
- 1700mm x 1700mm
- 2000mm x 2000mm

- 1000mm x 1500mm
- 1000mm x 2000mm
- 1000mm x 2500mm
- 1000mm x 3000mm

Bespoke sizes also available

Minimum Lantern size: 1200mm x 800mm
Maximum Lantern size: 3000mm x 1500mm






Frameless Glass Balustrade

Lead time 2 - 3 weeks

This is a revolutionary new design of fully integrated frameless glass balustrade system which is thermally broken and is fully integrated to fit bi-fold, sliding French doors and tilt and turn window systems, it has been tested to BS6180 and surpassed current regulations. This will be a choice for architects and for people who have specific design requirements, not to mention this has never been achieved in the industry until now. We believe this is one of the safest balustrade systems, using 16.8mm laminated glass with the very latest laminate technology.

- Thermally broken frames
- New glass laminate for strength
- Finished in a tough and long lasting polyester powder coated paint
- Ral colour 7015m / 7016m / White only
- 100% clear glass
- 23% thinner glass than conventional glass balustrades
- Fully tested product
- No top or bottom rails obstructing the view
- System fixed into the main structure of the building
- Glass spec 16.8mm Soteria



Standard Sizes

(External manufacturing sizes)

1050mm x 1000mm

1050mm x 1400mm

1050mm x 1900mm

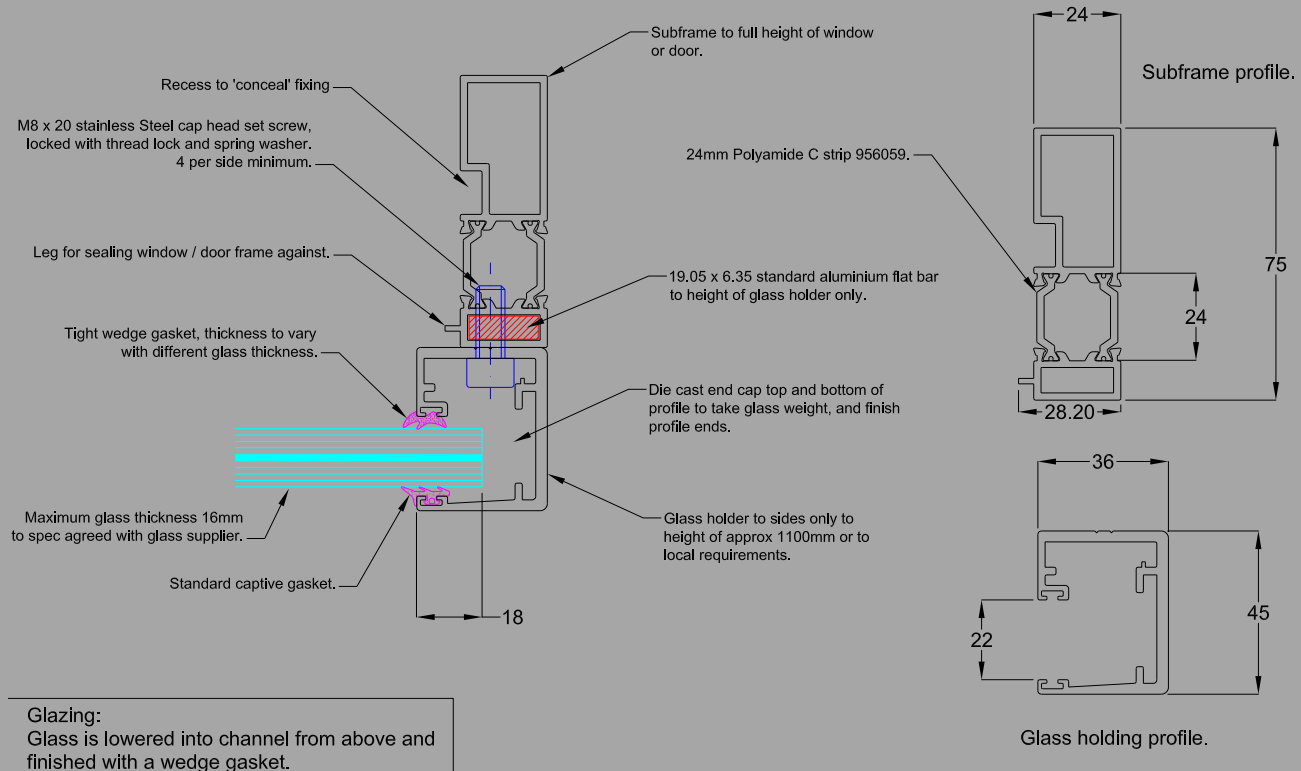
1050mm x 2200mm

1050mm x 2500mm

Bespoke sizes also available

Minimum Balustrade Width: 1050mm x 500mm

Maximum Balustrade Width: 1050mm x 2500mm



We are a company with over 35 years experience in the window industry dealing with trades people.

We are here to assist you in obtaining what you want, when you want, all at competitive prices.

AVAILABILITY - 24/7 365 days a year 01332 412002 or 07824 397598

PRESENTATION - Detailed Drawings with your Logo


COMMITMENT - By getting quotes and confirmations back within 24 hours

EXPERIENCE - Over 35 years dealing with the Trade

FAST TURNAROUND - Most products within 5/10 working days

DELIVERIES - Nationwide

SITE DELIVERIES - If required



If you would like more information,
please feel free to contact us using
any of the methods below.

We look forward to hearing from
you.

Midlands Office:
01332 412002

Northern Office:
01642 927755

Southern Office:
01189 071514

West & S.Wales:
01179 071514

Mobile: 07824 397598

Fax: 01332 412056

E-Mail: enquiries@tpltrade.co.uk



www.tpltrade.co.uk